


# Charging the headset

## Charge before first use

Battery time of the module is estimated at 3-4 hours.

1. Make sure to use the special charging cable. You can find it under the foam material in the headset box.
2. Gently remove the module from the headset and connect the charging cable.
3. Please allow 30-40 minutes for a full charge.
4. The smartphone can be used while charging. Placing the smartphone in landscape mode in the supplied holder allows for easy cable access.

Watch our video tutorials on our channel on  YouTube



# Headset configuration

## First time only

The epihunter Core app is available only in Google Play store.

1. Make sure the headset module is charged and placed into the headset. Turn on the module by pressing the blue button until you hear two beeps.
2. Open the epihunter Core app and log in.
3. Grant permission to search for EEG headsets.
4. After a few seconds your "BrainLink\_lite" headset should appear on the headset list. Tap it to select.
5. After a few seconds you will be asked to grant permissions so the epihunter Core app can properly function.
6. Place the headset on your head with the module sitting over your left ear and the three dry sensors on the left side of your forehead.
7. The screen will show your EEG signal and two beeps confirm that the sensors are well connected with the forehead and are recording brainwaves!
8. You're all set, absence seizures will be detected.



# Don't throw me away

 epihunter®

[www.epihunter.com/support](http://www.epihunter.com/support)

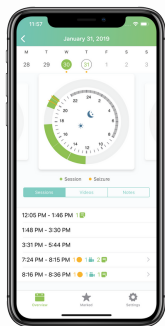
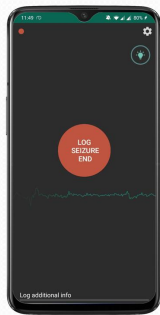
# Try these out

1. Use the Settings menu to adjust the minimum duration of the flashlight when a seizure is detected.
2. Epihunter detects absence seizures automatically. If seizures are missed, press the large button on the main screen to log a seizure start and end manually.
3. The video functionality can be enabled/disabled in the "Core" section of the Settings menu. Recorded videos become available after a few minutes to half an hour in the Companion app.

Detect, log, video and signal seizures in real-time with

epihunter Core

Search for epihunter Core



Consult seizure data and videos, create physician reports in

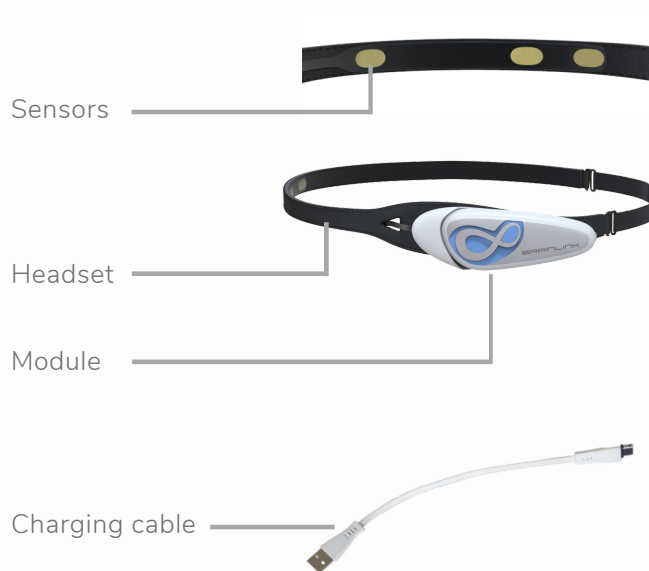
epihunter Companion

Search for epihunter Companion



# Headset notifications

- |                                      |   |
|--------------------------------------|---|
| <b>Blue light</b>                    | Module is turned on and is connected to the smartphone                            |
| <b>2 beeps</b>                       | When the module turns on or when the sensors are well connected with the forehead |
| <b>Red &amp; blue light flashing</b> | Module is turned on but has no connection with the smartphone                     |
| <b>1 beep</b>                        | Module is turned off  |
| <b>4 beeps</b>                       | Module battery is empty   |
| <b>Red light</b>                     | Device is charging  |



# Instructions

 epihunter®

[www.epihunter.com/support](http://www.epihunter.com/support)